



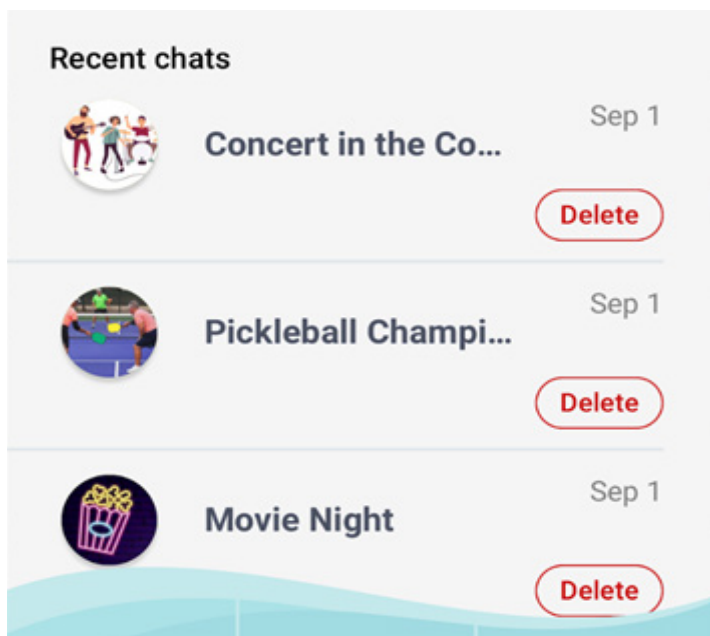
## MyAffinity Group Chat Guide

### How do I participate in a group chat?

If you have been added to a group chat and would like to participate, press the chat icon in the top right corner of the MyAffinity App.



Press the chat that you would like to participate in and send a message. This will be sent to all members of the group chat.

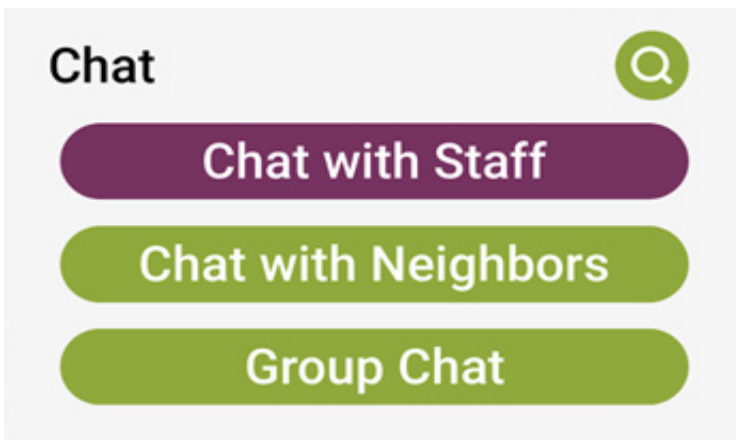


## How do I create a group chat?

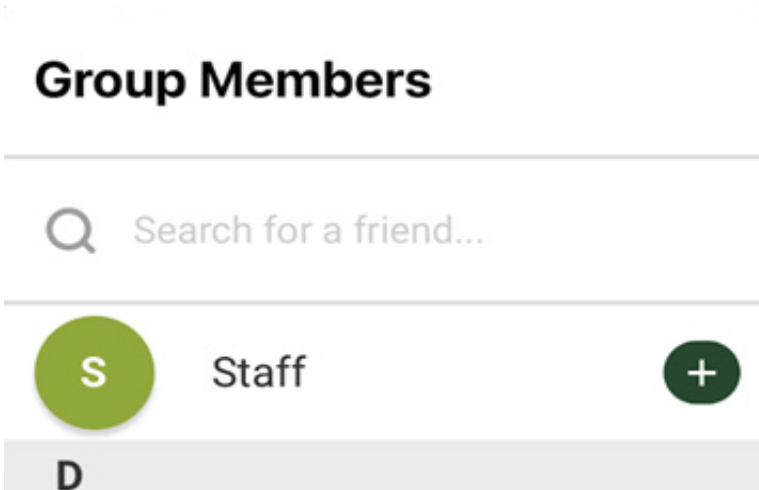
**#1** - Press the chat icon in the top right corner of the MyAffinity App.




**#2** - Press "Group Chat"



**#3** - Find the names of those you would like to participate in the group chat, and press the "+" next to their name to add them to the group.



**#4** - Press the names of the participants at the top of the chat to rename your group chat. Then press **“Save”** to save your updated group chat name.

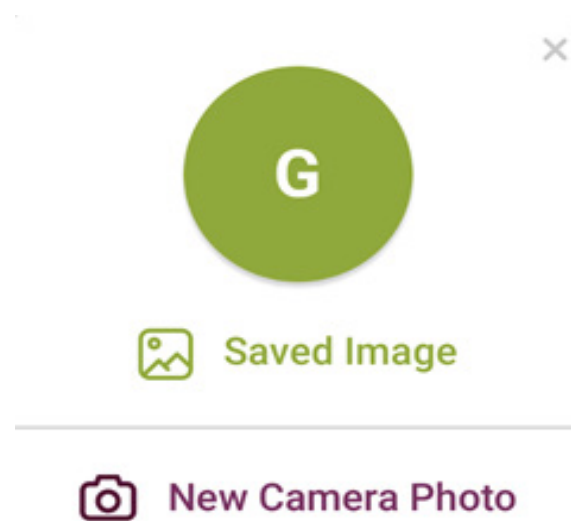



Change chat name:

Save

Cancel


**#5** - To update the photo for your group chat, press the letter image to the left of the group name. Select a photo from your gallery or take a picture.



**#6** - Begin chatting with your group!

## How do I add or remove people from a group chat?

While in your group chat, you can add or remove participants by pressing the “+” to the right of the group chat name. You can add a participant by pressing the “+” next to a resident’s name or remove a participant by pressing the “-” next to that participant’s name.



### Group Members

Search for a friend...

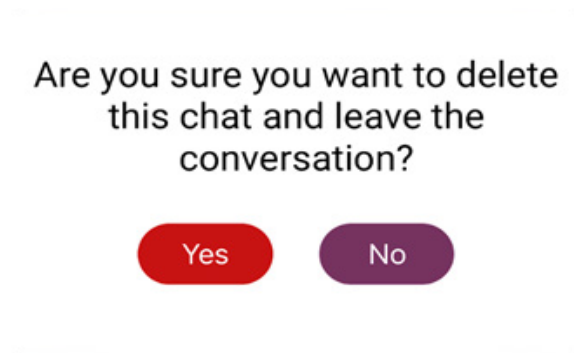
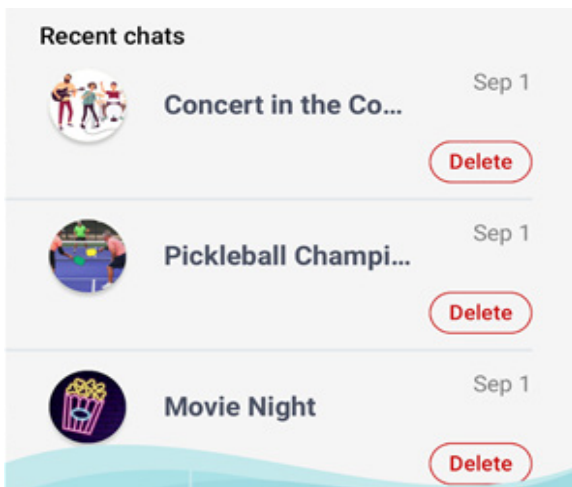


### Group Members



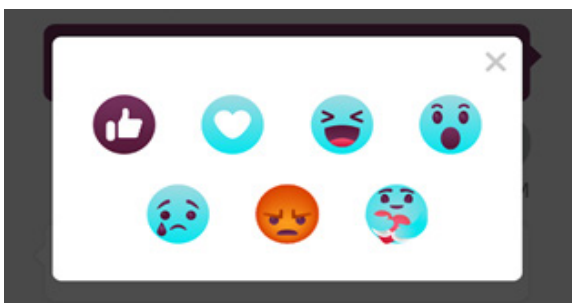
## How do I remove myself from a group chat?

Look for the group chat that you would like to remove yourself from. Press **“delete”** to the right of the group chat’s name. Confirm your decision to be removed by pressing **“yes”**.



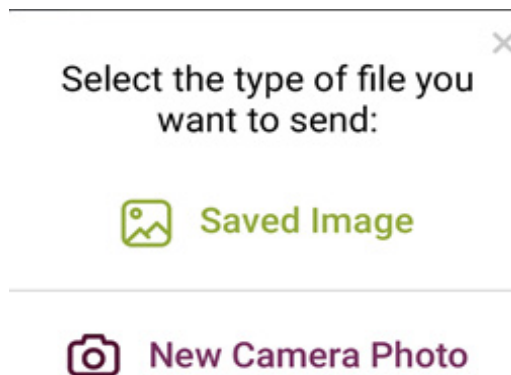
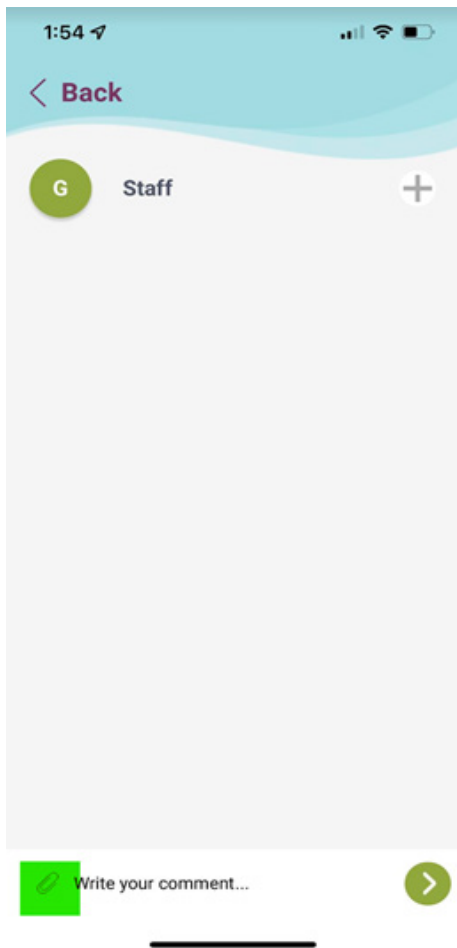
## How do I react to a message with an Emoji?

Find the message you would like to react to. Press the thumbs-up icon under that message. Then press on the emoji that you would like to react with.



## How do I send a picture to the group chat?

While in the chat that you would like to send a photo to, press the paperclip icon. Select if you would like to send a photo from your gallery or take a photo. Press send!



## Can Staff be a part of the group chat?

Yes! Just add “**Staff**” as one of the participants in your group chat!